

Inhalant presentation survey results

Demographics of Survey Participants

68% of event participants returned surveys.

1. Have you attended a Voices Project event before?

Yes 38.5%

No 61.5%

2. During the presentation, did you ask a question publicly or talk to someone about the material being discussed?

Yes 53.9%

No 46.1%

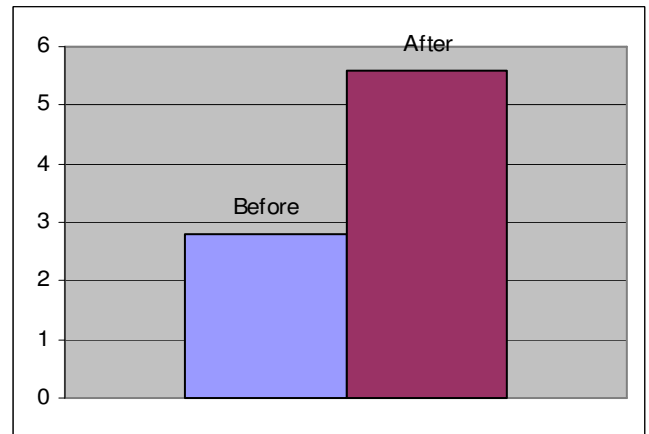
3. Participants were asked to rate their knowledge on the following topics based on how they felt before the presentation and how they felt afterwards. (1 (low) through 6 (high))

Types of substances that youth can inhale with the intent to get high

Average **Before** response 2.8

Average **After** response 5.59

50.1% increase

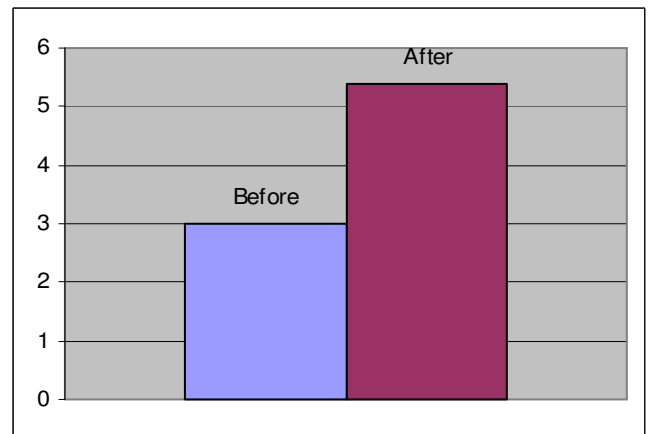


Different ways in which youth can inhale substances with the intent to get high

Average **Before** response 3.0

Average **After** response 5.39

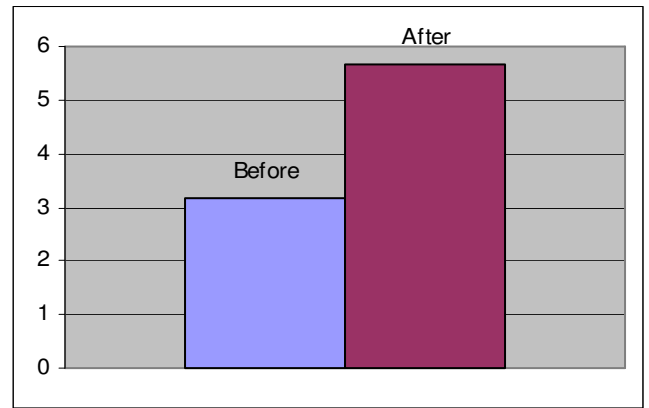
55.7% increase



The potential physical effects of the use of inhalant substances to get high

Average **Before** response 3.17
Average **After** response 5.67

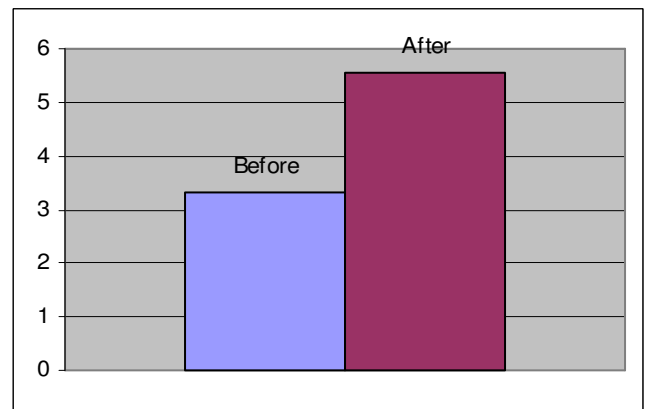
55.9% increase



Why youth may use inhalants to get high, compared to other drugs

Average **Before** response 3.31
Average **After** response 5.54

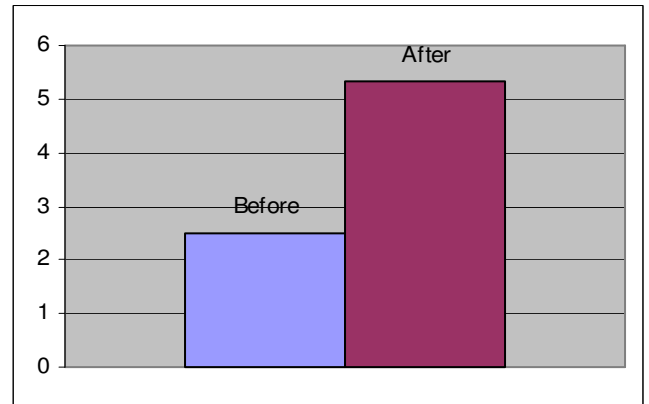
59.7% increase



General characteristics of inhalant users, including ages youth begin to use as well as “peak” ages of inhalant users

Average **Before** response 2.5
Average **After** response 5.33

46.9% increase



4. Please list five ways inhalant abuse affects rural Alaska.

85% of respondents were able to identify three ways inhalants abuse affects rural Alaska

5. Please list three ways someone who is concerned about inhalant abuse can get help.

85% of respondents were able to identify three ways someone can get help